



Oregon School District

Oregon Elementary

School

Improvement

FY17 End Year Update

OES Vision: *Building foundations for every student's success.*



Oregon School District

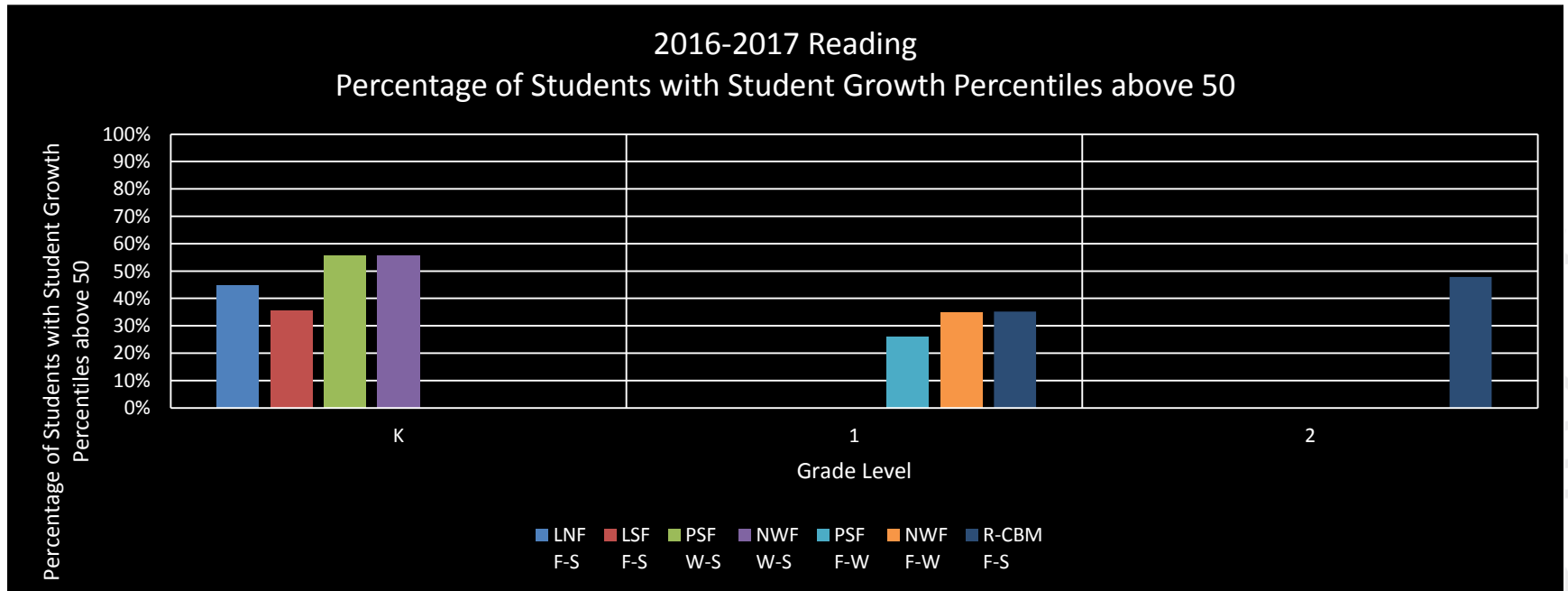
Goal I: ELA-Literacy & Math

- Student Growth: 50% of all students will achieve or surpass their positive individual student-growth target based on local assessment data.
- Going Well:
 - Students in K-2 are moving within the intervention system (reading/math)
 - Currently 81% of students K-4 are at their expected level for guided reading compared to 75% at mid-year.
 - At least 81% of students 1st-6th have mastered 85% of their fact fluency within a five-minute period.
- Not Working:
 - Cluster grouping – math scores were consistently below reading and 60%
- Continue to Work on:
 - Utilization of Beyond Textbook website with quarterly/benchmarking summative assessments
 - Writing committee move forward with other types of writing besides narrative
 - Data cycles were not as fluid as the previous year



Oregon School District

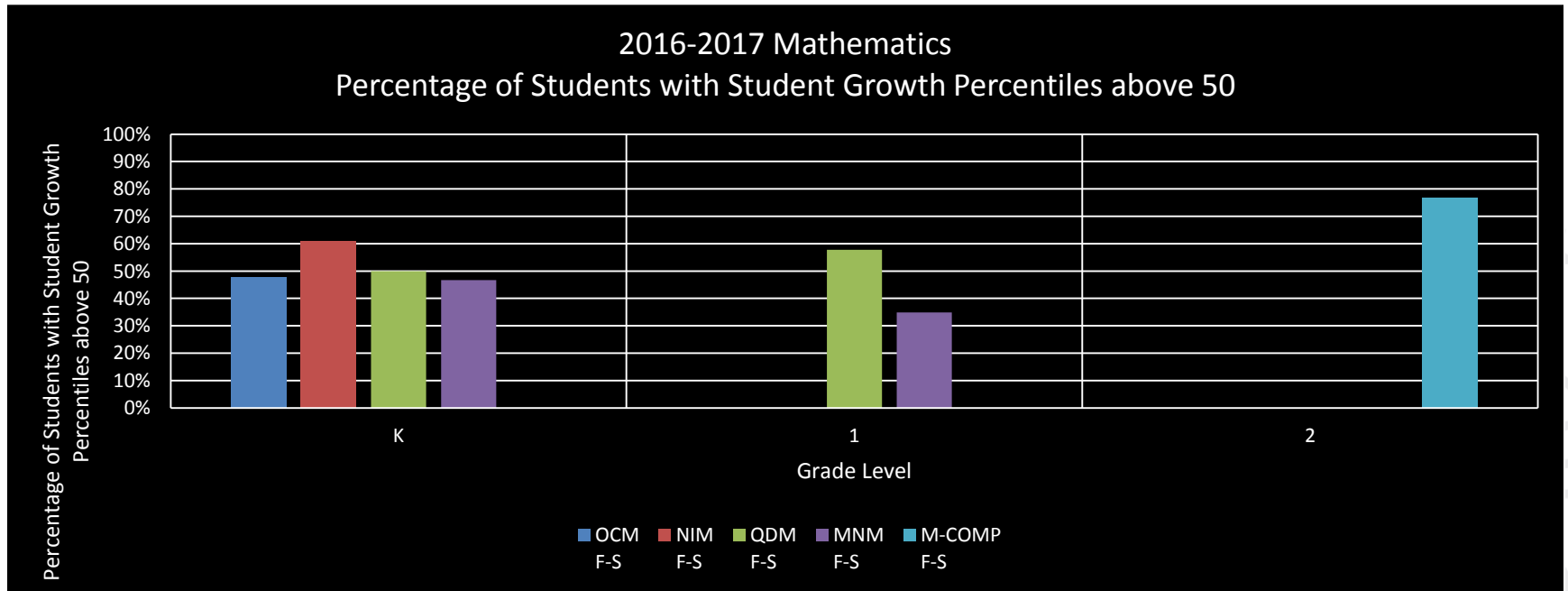
Grades K/1/2-Reading Skills





Oregon School District

Grades K/1/2-Math Skills





Oregon School District

Reading/Math: Percent of students who met growth on MAP - Grades 2-6

- Reading:
 - Second Grade: 68
 - Third Grade: 55
 - Fourth Grade: 50
 - Fifth Grade: 52
 - Sixth Grade: 50
- Math:
 - Second Grade: 57
 - Third Grade: 43
 - Fourth Grade: 25
 - Fifth Grade: 33
 - Sixth Grade: 35





Oregon School District

Goal II: Social & Emotional

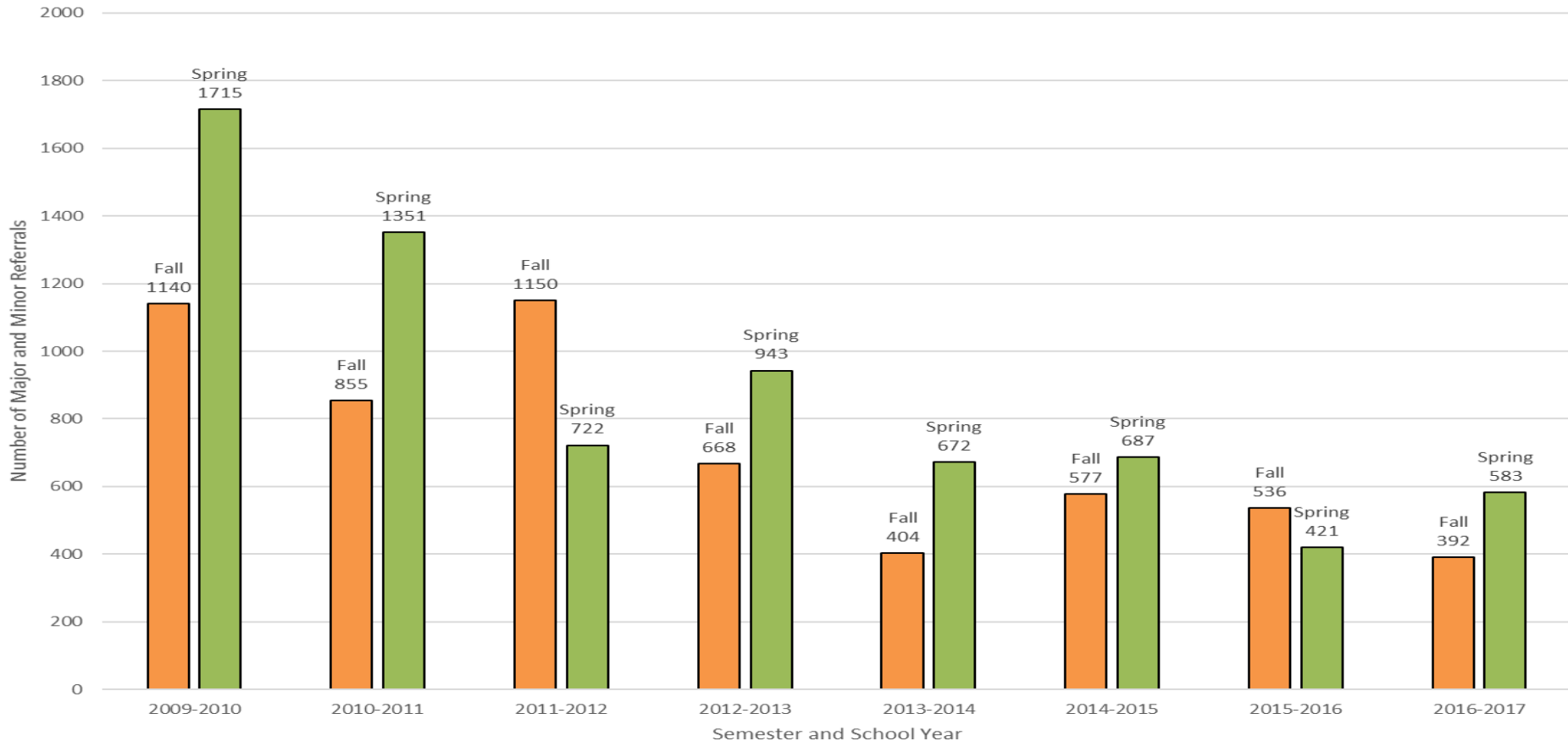
- OES students will have an increased positive view of school and themselves.
- Going Well:
 - Increased recess for students K-1; added more recess time for 2nd & 3rd for 2017-2018 school year
 - Quarterly character assemblies for students K-6th – focus on specific skill/character trait
- Continue to Work on:
 - 76% of students 2nd – 6th grade enjoy coming to school
 - 82% of students 2nd – 6th grade believe there is at least one adult in the school who knows them well and cares about them
 - Need 2017-2018 data to compare referral amount with K/1 extra recess data.
 - Teacher/support staff survey/input regarding extra recess data.
 - Input from families regarding quarterly assemblies at all grade levels.
 - S/E curriculum pacing guide/needs-based schedule



Oregon School District

Referral Data

OES Discipline Referrals
SY2010 through SY2017






Oregon School District

Goal III: Student-Created

- OES Students will feel more invested and engaged in the school community.
- Going Well
 - Increased Communication from grade levels to homes via newsletters, Facebook & various apps with student-involvement
 - Increased Communication with students regarding rationale for unit studies
- Continue to Work on:
 - Consistency within a grade-level regarding family communication
 - Family engagement with all aspects of education
 - Communication sent home via paper – send to Angela for Facebook
 - Implement a school Twitter page





Oregon School District

Goal IV: Climate & Culture

- 60% of staff will agree that morale at OES is positive
 - Spring 2017 results – teachers only (48)
 - 30% agree that morale is positive among teachers
 - 2015-2016 school year survey included support staff.
- Going Well:
 - Staff participation in activities outside of school
 - Phoenix team identified need for next year – curriculum based (student engagement first semester)
- Continue to Work on:
 - Staff communication skills
 - Pushing forward with TLiM

