

To: Mr. Mahoney
From: Kelli Virgil
Re: Superintendent Report
Date: June 2016

School Improvement Plan FY 16:

SIP Goal 1: Reading & Math

- Student Growth: 50% of all students will achieve or surpass their positive individual student-growth target based on local assessment data.

SIP Goal 2: Special Education

- 75% of students with an IEP who do not have a speech-only eligibility and are receiving instruction will meet grade-level expectations within the following parameters:
 - Powerschool report card grades of L+ or higher, C-(74%) or higher
 - Standards-based report card rating of a 2 or higher.

SIP Goal 3: Social/Emotional

- OES students will have a reduction in referrals in all areas by 10% for the 2015-2016 school year.
 - Low SES...

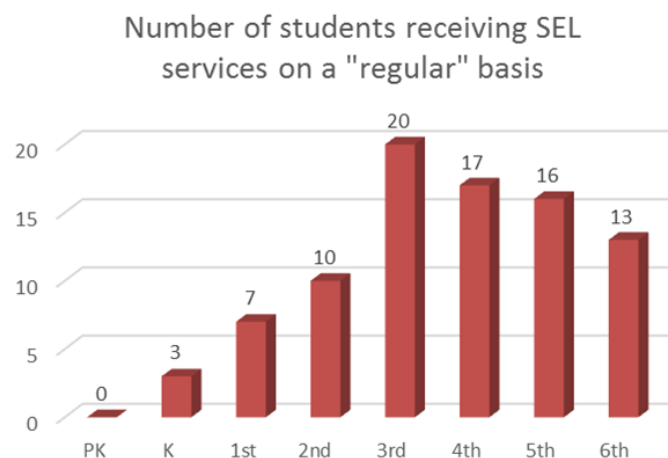
SIP Goal 4: Climate & Culture...

- Climate & Culture... 60% of staff will agree that morale at OES is positive.

Informal data:

May 2015 vs. May 2016 at report's end.

SEL:



Book Study:

- A book study will commence in the Fall of 2016 utilizing *Writing Pathways*. The purpose of the study will assist in teaching writing strategies and determining grade-level expectations.

- This will coincide with a writing committee that will establish local writing norms at each grade level.

Leadership & Learning Professional Development:

- There will be no professional development sessions this summer.
- The administrative team is currently scheduling Kara's return for FY17 to support the faculty in Data Team work:
 - October 3-7, 2016
 - February 13-17, 2017
- Rigorous Curriculum Design (RCD) Units:
 - Summer review by administrators will take place.
 - OES teams and/or individuals have created five new units.
 - DLR has created 16 new units.
 - OHS has created 15 new units.

I READ:

- EOY comparative data in July

Special Education:

- A final training occurred on May 16th after school. Teachers provided logistical feedback regarding next year.
 - Survey results – 14 teachers responded.
 - All questions regarding co-teaching were answered with strongly agree/agree .

Summer Reading Program:

- Books will be sent out beginning the week of June 8th to 15 students from 1st – 5th grades.
- Students are expected to send back a postcard to their cooperating teacher with information regarding the book they read.

BSAT (Behavior Student Assistance Team)

- Transition meetings occurred on the teacher institute day with incoming/outgoing teachers for students with a BSAT plan.

Points of Interest:

- The year-end Book Give Away took place on Monday and Tuesday, May 16th and 17th. Students were able to get two books each. A majority of these books were left over from the book exchange that took place in the fall.
- The Oregon FFA hosted a Petting Zoo at OES on May 6th. Students were able to see and interact with a variety of animals. Several tractors were also on site for students to see. Thank you to Josh Nelson for organizing this event.

- The “Night at the Gallery” fine arts night was held at OES on May 6th. Every student at OES had at least one artwork on display for the event. Ms. Donnelly and Mrs. Davis led the 3rd and 4th grades in music concerts during the evening. The turnout was fantastic once again.

Grade level updates:

- PreK – Field trip to Coronado Theater for Suessical the Musical. “Graduation” ceremony at OHS on May 17th.
- Kindergarten – Musical concert on the evening of May 9th. Field trip to White Pines on May 16th. All area PreK’s (Nash, Head Start & Mt. Morris) visited the kindergarten classrooms on May 5th, 6th & 12th.
- 3rd – Field trip to local farm
- 5th – Field trip to Midway Village for Civil War Days
- 6th – Geology/Quarry field trip...visit to DLR on May 17th.

Current Enrollment as of May 19, 2016: (We ended May 2015 with a total of 802.)

F4S	29
Pre-K	27
Kindergarten	103
1st	107
2nd	112
3rd	113
4th	104
5th	112
6th	83
Total	790

Discipline data:

Note: I have left FY numbers as a comparison to the current year data. (FY15/FY16)

Although this information is not being monitored as a SIP goal, it has been included simply as a point of reference.

Aug. Sept. Oct. Nov. Dec. Jan. Feb. Mar. Apr. May
Totals

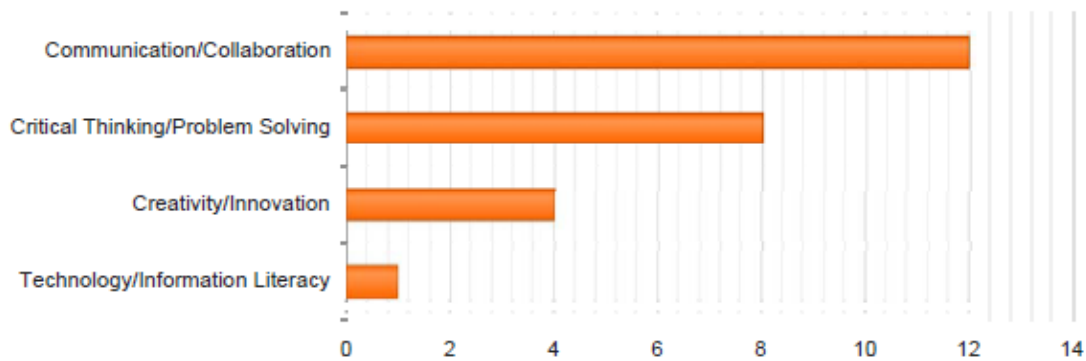
Major	15/16	64/42	56/51	50/72	40/48	54/36	47/32	69/36	55/37	49/14	499/389
Minor	25/17	90/80	105/61	82/85	51/40	72/45	119/84	110/50	85/58	49/21	788/567
Total	40/33	154/122	161/112	132/157	91/88	122/81	157/116	179/86	140/95	98/35	1287/956

Informal Report

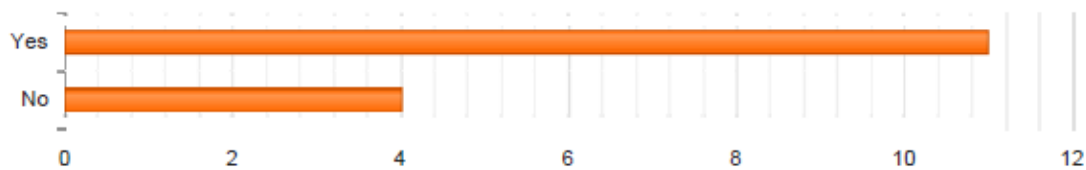
5/1/2015 - 5/29/2015 | Oregon Elementary (OES)

Informal Count: 16

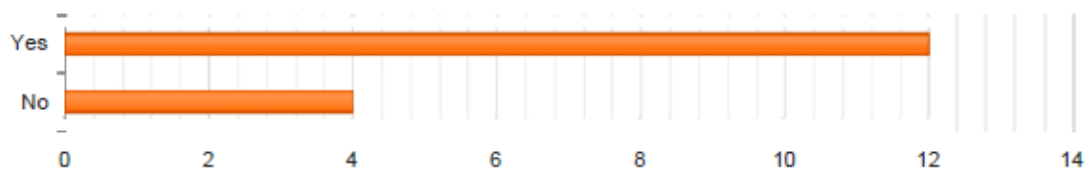
21st Century Skills:



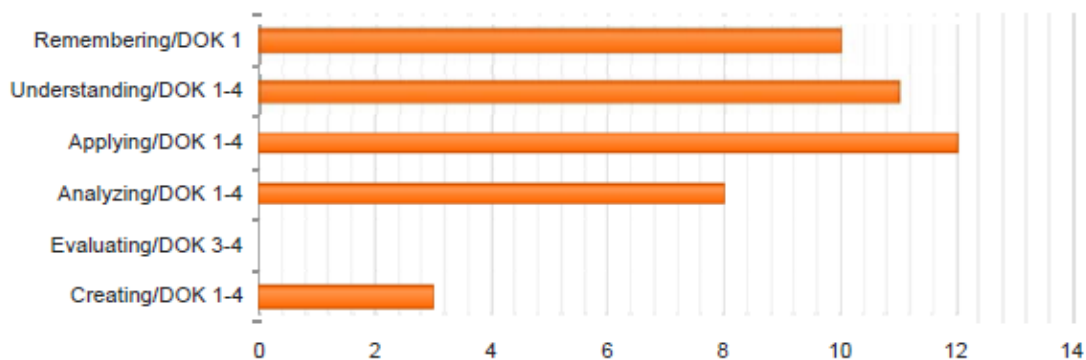
Priority Standards Posted



Essential Questions/Corresponding Big Ideas



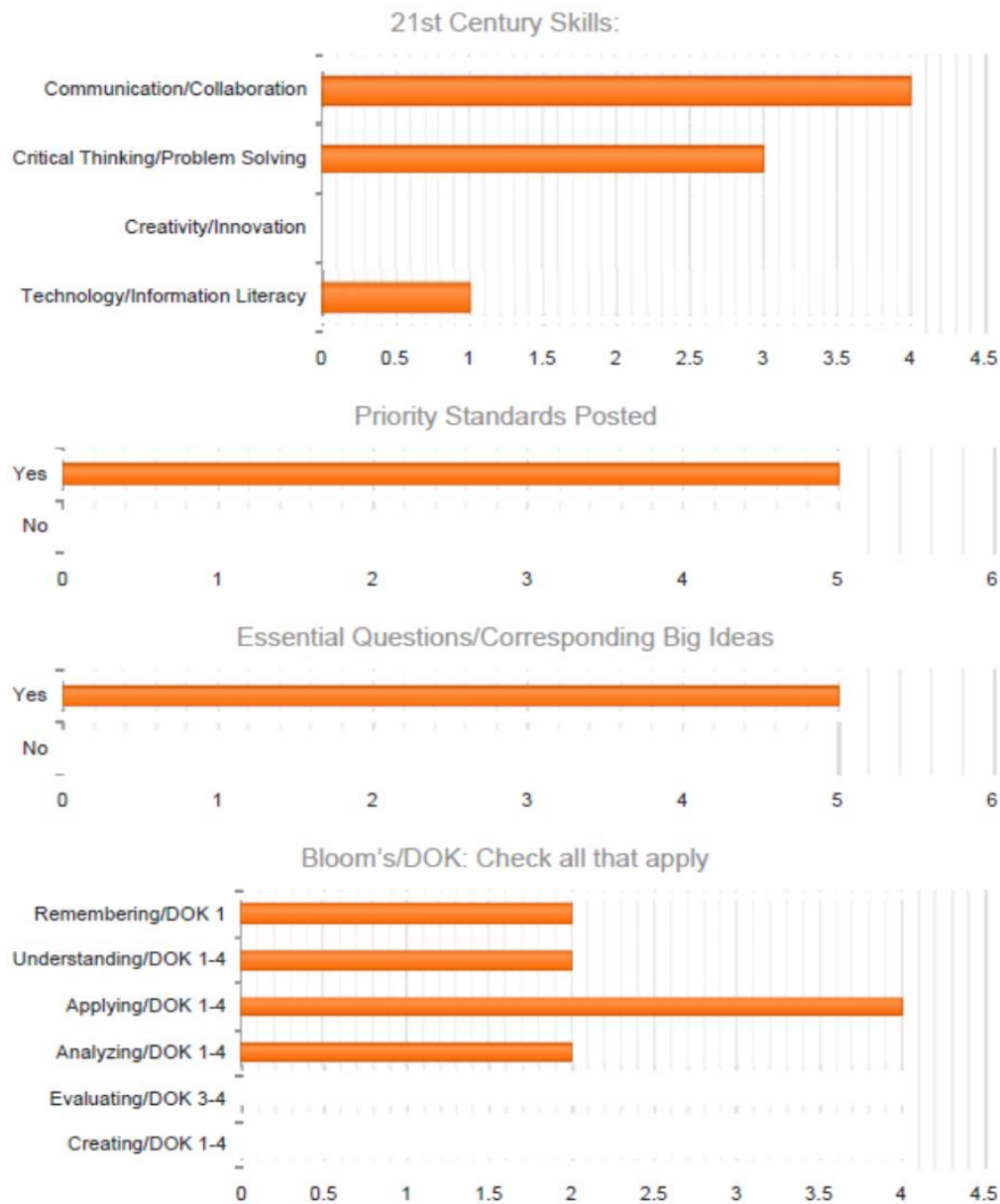
Bloom's/DOK: Check all that apply



Informal Report

5/1/2016 - 5/31/2016 | Oregon Elementary (OES)

Informal Count: 5



SIP Goals Evaluation – FY 16

SIP Goal 1 – Reading & Math:

- Student Growth: 50% of all students will achieve or surpass their positive individual student-growth target based on local assessment data.

Action Plan Re-Cap and Analysis			
Action Plan Step	What has worked	How are we Measuring Success/Failure	What hasn't worked/Adaptations needed
Instruction utilizing Best Practices and 21 st Century Skills – STEAM activities with Creativity and Innovation	Specific times set weekly.	Informal data (Jan-May): Creativity/Innovation-FY16 63%, 36%, 10%, 4%	<ul style="list-style-type: none"> • <i>With specific STEAM lessons being set – we need to get those times. Data isn't indicative of practice.</i>
Student growth – Monitor Fall to Spring	<p>Individual reading growth targets set</p> <p>Individual math growth targets and math fact mastery set</p> <p>Data Teams meeting regularly – instruction across grade level</p>	<p>Fall to Winter benchmarking results Reading – 66.7% (Aims) Reading – 81.3% (MAP)</p> <p>Reading levels</p> <ul style="list-style-type: none"> • 1st: 92% • 2nd: 90% • 3rd: 75% • 4th: 72% <p>Fall to Winter benchmarking results Math – 37.5% (MAP)</p> <p>Math facts mastered – Q4 goal – 85%</p> <ul style="list-style-type: none"> • 1st: 28% • 2nd: 63% • 3rd: 14% • 4th: 25% • 5th: 35% • 6th: 45% <p>Growth of Pre-Post</p>	<p>Compare year-end results – talk with reading team to discuss rationale for lack of retention in 3rd/4th</p> <p>Compare year-end results</p> <p>Talk with grade-levels and discuss amount of time math facts are practiced.</p> <p>Consistency of meeting structure across all grade levels.</p> <p>Consistency of identified</p>

			instructional strategies across grade level classrooms.
Pilot Differentiated Grouping	<p>Groupings have occurred in 2nd, 3rd, 5th, and 6th grades.</p> <p>Grouping in this manner has narrowed planning to a more targeted audience.</p>	<p>Teacher feedback</p> <p>50% or more -</p> <ul style="list-style-type: none"> • 2nd: 5/5 met • 3rd: 2/5 met • 5th: 5/5 met • 6th: 4/4 met 	<ul style="list-style-type: none"> • <i>Determine future continuation</i> • <i>Cluster grouping positive for students who are rated 2-5.</i> • <i>More differentiation needed for 1's (highest level)</i>

SIP Goal 2:

- **75% of students with an IEP who do not have a speech-only eligibility and are receiving general education instruction will meet grade-level expectations within the following parameters:**
 - Powerschool report card grades of L+ or higher, C-(74%) or higher
 - Standards-based report card rating of a 2 or higher.

Action Plan Re-Cap and Analysis			
Action Plan Step	What has worked	How are we Measuring Success/Failure	What hasn't worked/ Adaptations Needed
Professional development on inclusionary practices/Promote staff discussion about success of implementation.	<p>Co-teaching by OCEC.</p> <p>Individualized training for teams per request.</p> <p>General ed. teachers provided training for the IEP process.</p>	<p>Surveys and reflective information.</p> <p>14/24 responded</p> <ul style="list-style-type: none"> • overwhelmingly positive • All answers were strongly agree - agree 	<ul style="list-style-type: none"> • <i>Built in common plan monthly.</i> • <i>Teacher assignment FY17.</i> • <i>No longer needed as a SIP goal.</i>
Identify and track academic growth of students with IEPs who will benefit from additional minutes in the general education.	<p>Increase of students w/ IEPs receiving instruction within the general education classroom.</p>	<p>Student placement, services provided, and academic growth.</p> <p>Current standing –</p> <ul style="list-style-type: none"> • K: • 1st: 83% • 2nd: 100% • 3rd: 56% • 4th: 93% • 5th: 75% • 6th: 83% 	<p>Compile student growth data.</p> <ul style="list-style-type: none"> • <i>Report card grades & standardized scores</i>

SIP Goal 3:

- OES students will have a reduction in referrals in all areas by 10% for the 2015-2016 school year.

Action Plan Re-Cap and Analysis			
Action Plan Step	What has worked	How are we Measuring Success/Failure	What hasn't worked/Adaptations needed
PBIS <i>Note: Referrals are used for tracking data for service needs.</i>	Fewer referrals written Family involvement: <ul style="list-style-type: none"> • First Day Celebration • Volunteers • Christmas Around the World • Quarterly Celebrations • Family Spring Carnival 	Referral data 25% fewer referrals from FY15-FY16 Parent RSVPs & sign-ins	Continue individual conferences and tracking of data for services – B-SAT team is utilizing referral data to determine plans.

SIP Goal 4: Climate & Culture... 60% of staff will agree that morale at OES is positive.

Action Plan Re-Cap and Analysis			
Action Plan Step	What has worked	How are we Measuring Success/Failure	What hasn't worked/Adaptations Needed
Current Reality: -28% of staff agreed that Morale in our building is high on the part of the teachers -33% of staff agreed	Phoenix Team formed along with action items: <ul style="list-style-type: none"> • Newsletter • Facebook Wall • Boot Camp • American Ed. Week • "Get togethers" 	Survey – Waiting on results	Meeting facilitators

<p>that Morale in our building is high on the part of the support staff.</p> <p>-36% of staff agreed that The administration in my building promotes positive climate</p>			
---	--	--	--

DRAFT