

OREGON

CUSD220

Academics | Activities | Service | Leadership

May 2016 Oregon High School Principal's Report

Student Athletic Code Violations Updates

- None at this time.

Faculty and Student Recognition/Other Issues


- None at this time.

Welfare and Advisory/OEA and OESPA Issues

- None at this time.

Principal-Parent and Principal Student Advisory Committees

- OHS teacher's lounge is being remodeled by student and adult volunteers. See photo below:



Always indicate students in the following sections who are productive, respectful, and helpful.



Academics | Activities | Service | Leadership

CEANCI to WACC


- Four students slated to attend Creation Entrepreneurial Opportunities program. Approximately 30 students will be attending other programming.

Open Program

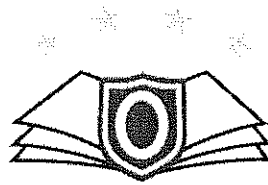
- No new report

Green Green House

The green was moved to new site behind bus garage during the first week of June. Building will set on foundation once concrete has fully cured. See photo below.



mission: educate students to be lifelong learners who are productive, responsible citizens.



OREGON
CUSD220

Academics | Activities | Service | Leadership

OHS Welding Lab

Josh Nelson is looking for other funding sources to make up for loss in potential funding when Blount pulled out. Earliest new lab could be done would be start of 2017-2018 school year..

2015-2016 SIP Progress

Please see a summary and full report in separate documents

asked: I do not intend to be Welding in areas with no or little responsible citizens.

Oregon High School 2015-2016 EOY Review

Goal 1: 100% of students at Oregon High School will complete at least 20 community service hours per year

<u>Objective</u>	<u>Outcome</u>
<ul style="list-style-type: none"> 39% of students will complete 20 hours of service (5% higher than in 2014-15). 	<p>41% of students (183/437) earned have 20+ hours.</p>

Goal 2: Increase by five percent per year the number of graduating seniors who have participated in eight extracurricular activities during their high school career.

<u>Objective</u>	<u>Outcome</u>
<p>51% of the Class of 2016 will have participated in at least eight extra-curricular activities.</p>	<ul style="list-style-type: none"> Class of 2016: 39% of class participated in eight or more activities during high school career (Did not meet goal). Class of 2017: 74% in an activity Class of 2018: 75% in an activity Class of 2019: 69% in an activity

Goal 3: All teachers will use priority standard-aligned assessment data from one RCD unit they have created to do the following:

<u>Objective</u>	<u>Outcome</u>
<ol style="list-style-type: none"> Determine how much students learned based on both instruction and assessment results tied to that unit. Establish baseline data for that unit. The long-term goal for this data will be measuring proficiency/mastery of priority standards taught in all courses. Teachers will provide an informal synopsis of their analysis no later than the end of third quarter. 	<ul style="list-style-type: none"> All teachers turned in their synopsis.

SIP Goal 4: Decrease the gap in the percent of students who have F's between free/reduced lunch students and non-free/reduced lunch students by 3.65%

<u>Objective</u>	<u>Outcome</u>
<ul style="list-style-type: none"> Reduce F gap between Free/Reduced and pain lunch students to 3/65%. 	<ul style="list-style-type: none"> Gap increased over last year by 1%.

Goal 5: 100% of the students enrolled at Oregon High School will be on track for graduation at the end of each school year.

<u>Objective</u>	<u>Outcome</u>
<ul style="list-style-type: none"> 100% of all students on track for graduation by end of the school year. 	<ul style="list-style-type: none"> 84.4% of the Class of 2019 is on track. 87% of the Class of 2018 is on track. 99.2% of the Class of 2017 is on track. Waiting on 2016 results (two students may earn diploma during summer school)

SIP Goal 6:

<ul style="list-style-type: none"> At least 30% of the class of 2018 will complete an AP class with a grade of a C- or better by the end of their sophomore year. At least 60% of the class of 2017 will complete an AP/Dual Credit class with a grade of a C- or better by the end of their junior year. At least 90% of the class of 2016 will complete an AP/Dual Credit class with a grade of a C- or better by the end of their senior year. 	
<u>Objective</u>	<u>Outcome</u>
<ul style="list-style-type: none"> 30% of the class of 2018 will complete an AP class with a grade of a C- or better 60% of the class of 2017 will complete an AP/Dual Credit class with a grade of a C- or better 90% of the class of 2016 will complete an AP/Dual Credit class with a grade of a C- or better 	<ul style="list-style-type: none"> 2016: 70.4% completed course 2017: 49.6% completed a course 2018: 18.1% completed a course 171/176 (97%) placed students earned a C- or higher second semester