




# Oregon CUSD #220

## Oregon High School Board Report

May, 2020






# Oregon CUSD #220

## E-Learning Recap

### **Software/Resources Used at OHS**

- ☐ Google Classroom (including Google Hangouts and reminders)
- ☐ Screencastify
- ☐ Zoom
- ☐ HMH Electronic resources and textbooks
- ☐ BrightArrow for texting families to check email
- ☐ Gmail and Google forms for gathering feedback and communication
- ☐ Smore for class/staff communication
- ☐ Facebook to communicate and celebrate
- ☐ Twitter for celebrations



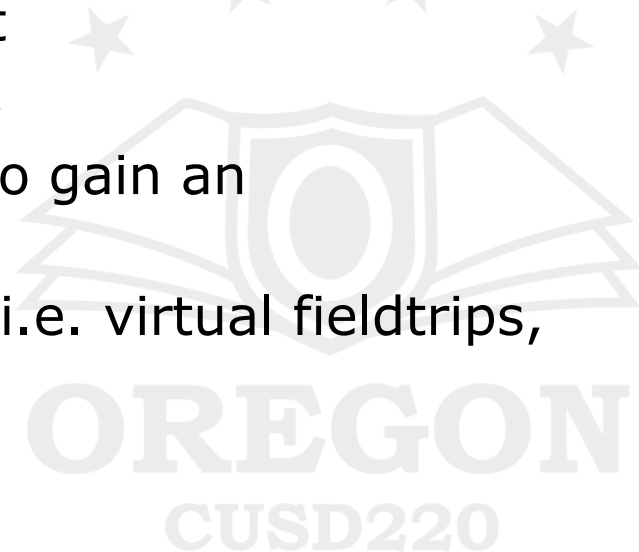


# Oregon CUSD #220

## E-Learning Recap

### **E-Learning Positives**

- ☐ Utilization of Google training (Mobile Minds)
- ☐ Many teachers were already using Google classroom, so students were familiar with how to do it
- ☐ Integration of HMH electronic resources
- ☐ Efficiency in work/assessment needed to gain an understanding of student mastery
- ☐ Discovery of new online learning tools (i.e. virtual fieldtrips, Zoom for a variety of purposes)



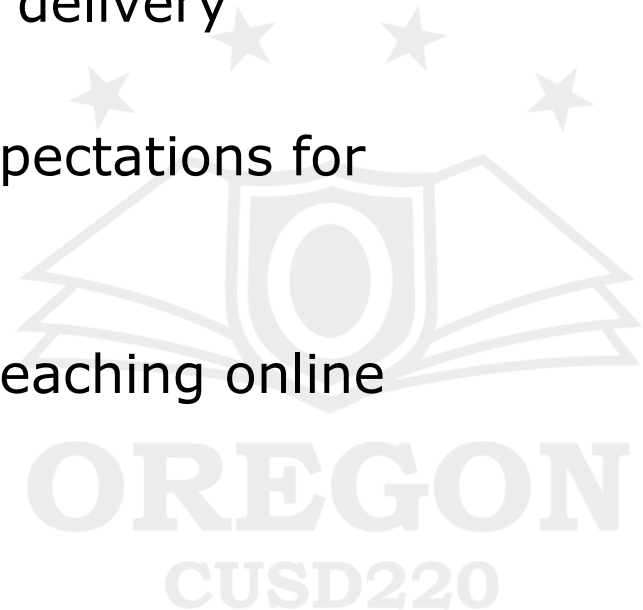


# Oregon CUSD #220

## E-Learning Recap

### **E-Learning Challenges**

- ☐ Students who did not have internet access; we printed 25 paper packets every week for pickup or delivery
- ☐ Engagement and time management
- ☐ Wide range in delivery of instruction/expectations for assignments
- ☐ Grading/feedback
- ☐ Wide range of comfort by teachers for teaching online



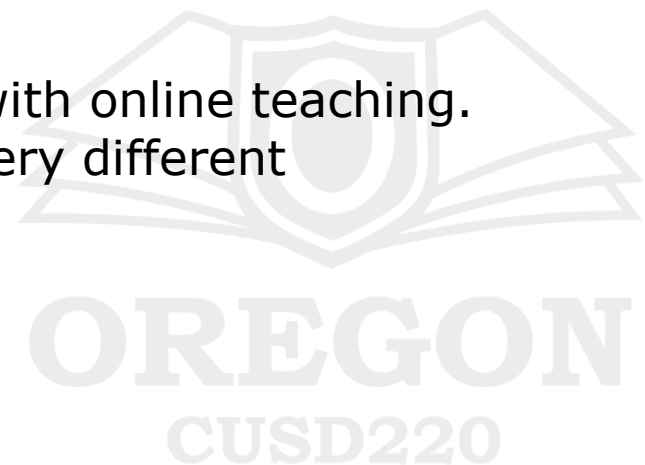


# Oregon CUSD #220

## E-Learning Recap

### Impact on Teaching and Learning

- ☐ Classes that are linear and build have been most impacted (i.e. all math classes, Spanish, computer sciences); teachers have done their best to teach new material with varying levels of success
- ☐ Assessments were all open book/at home which makes it difficult to know student mastery levels
- ☐ Teachers have varying degrees of comfort with online teaching. Depending on the teacher, students got a very different experience.
- ☐ AP tests were all done online





# Oregon CUSD #220

## E-Learning Recap

### Data from eLearning

- ☐ 81% attendance rate (daily check in with their first hour teacher or call to the attendance secretary)
- ☐ As of 5/12/2020, 81% of our students are passing or passing with distinction (coincidence?)
- ☐ Data from student survey indicated that (133 responses):
  - ☐ 51.9% felt the workload was just right
  - ☐ 66.2% felt that the assignments were as rigorous as “normal” school
  - ☐ 88% felt that the hardest part of eLearning was focusing and time management
  - ☐ 72.2% had participated in at least one video class/meeting with their teacher



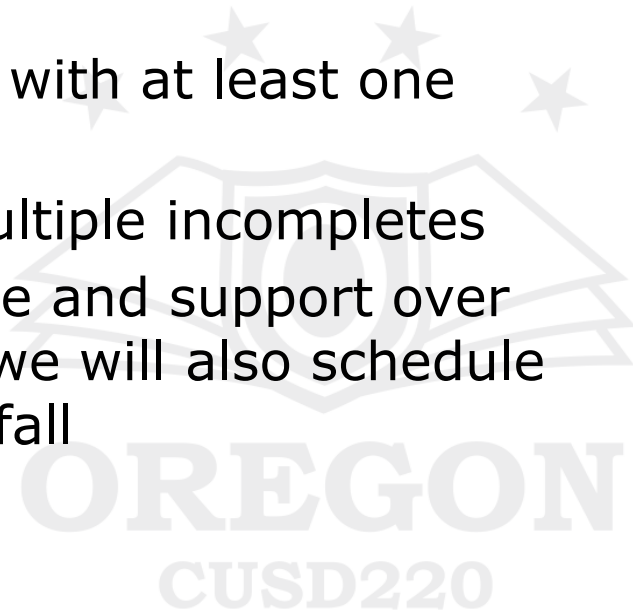
# Oregon CUSD #220

## E-Learning Recap

### **Data regarding incompletes**

**\*\*Incompletes** = a student did nothing in the class over the eLearning period

- ☐ As of 5/12/2020, there are 78 students with at least one incomplete
- ☐ Of the 78 students, 46 of them have multiple incompletes
- ☐ Students with incompletes will have time and support over the summer to complete their classes; we will also schedule them into an intervention period in the fall





# Oregon CUSD #220

## E-Learning

### **Celebrations**

- ☐ Signs were delivered to all seniors
- ☐ Signs were delivered to 48 Students of the Quarter
- ☐ Be the Light observed on 4/20/20 at 8:20 in the stadium
- ☐ Staff appreciation gifts were delivered and drive through lunch provided
- ☐ Community concert was held across the area (at individual homes)
- ☐ Senior Honors night will be held, Wednesday, June 17<sup>th</sup> virtually via Facebook Live